



Provincial Government of Davao Del Norte

Statement of Cash Flows

Period Ended January 1, 2018 To March 31, 2018

General Fund

Cash Flow from Operating Activities :

Cash Inflows :

Collection of Affiliation Fee/Professional from PHIC	8,953,398.00
Collection of Business Income	22,405,278.33
Collection of Income for Prior Years	6,763.09
Collection of Inter-Agency Receivables	3,271,482.51
Collection of Intra-Agency Receivables	79,744,279.85
Collection of Local Taxes	9,162,487.60
Collection of Other Income such as IRA/Interest Income, etc.	369,676,531.61
Collection of Other Receivables	105,308.62
Collection of Overpayment of Personal Services (Billed)/Collection of loan repayments/over remittanc	2,008.98
Collection of Overpayment of Personal Services (Unbilled)	5,000.00
Collection of Permits and Licenses	381,290.00
Collection of Receivables	1,623,210.88
Collection of retirement gratuity/ mandatory deductions for remittance to NGAs and GOCCs	16,893,663.74
Collection of RPT and distribution of proceeds	8,331,213.83
Collection of Service Income	8,293,784.00
Receipt of Funds for Implementation of Projects	59,553,234.45
Receipt of Performance/Bidders Bonds	675,979.51
Refund/Cancellation of Cash Advance/stale check/Termination of Time Deposit	595,537.50

Total Cash Inflows :


589,680,452.50

Cash OutFlows :

Grant of Cash Advance	(13,069,553.41)
Grant of Loan to LGUs, NGOs/POs and other entities	(500,000.00)
Grant of Subsidies and Donations	(4,330,841.87)
Payment / Reimbursement of Travelling Expenses	(433,988.87)
Payment for Accounts Payable for (CAPITAL OUTLAYS)	(31,138,091.07)
Payment for Accounts Payable for MOOE/FE	(83,484,571.17)
Payment for Communication Expenses	(1,731,239.89)
Payment for Inter-Agency Payable	(181,111,020.18)
Payment for Intra-Agency Payable	(5,240,394.10)
Payment for items purchased from the Procurement Service/National Printing Office/BIR	(372.12)
Payment for Other Liabilities	(32,236,356.63)
Payment for Other Maintenance and Other Operating Expenses	(1,720,856.62)
Payment for Prepayments	(660,682.57)
Payment for Professional Services	(23,778,862.21)
Payment for Progress/Final Billing of Contractor for Construction of Agency Assets	(695,095.59)
Payment for Progress/Final Billing of Contractors for Public Infrastructures	(2,845,873.69)
Payment for Purchase of Inventories, Supplies and Materials Directly Issued to End-User	(7,444,871.75)
Payment for Purchase of Inventories, Supplies and Materials for Stock	(2,434,847.58)
Payment for Repair and Maintenance of Public Infrastructures	(2,561,398.73)
Payment for Repairs and Maintenance of Transportation Equipment	(74,419.03)
Payment for Taxes, Premiums and Other Fees	(97,528.51)

Payment for Training Expenses	(825,956.25)	
Payment for Utility Expenses	(6,763,596.11)	
Payment for Wages of casual employees	(308.60)	
Payment of financial expenses	(4,838,218.30)	
Payment of Mobilization fee to Contractors	(43,920.00)	
Payment of Personal Services	(68,540,516.46)	
Payment/Reimbursement/Liquidation for Miscellaneous, Extraordinary/Confidential Expenses	(106,200.00)	
Refund of Guaranty Deposit/Retention Fee	(393,968.49)	
Refund of Performance Bond to Contractor	(595,316.54)	
Remittance of Authorized Deduction Withheld on Employees (Employee Share)	(75,288,014.05)	
Replenishment of Expenses from Petty Cash Fund/Special Cash Advances.	(2,936,327.41)	
Transfer of Funds to Other NGAs, GOCCs, LGUs, NGOs/POs for Implementation of Project	(23,333,000.00)	
Total Cash Outflows :		(579,256,207.80)
Cash Provided by Operating Activities		10,424,244.70
Cash Flow from Investing Activities :		
Cash OutFlows :		
Purchase/Construction/Development/Fabrication of Property, Plant and Equipment	(90,364.30)	
Total Cash Outflows :		(90,364.30)
Cash Provided by Investing Activities		(90,364.30)
Cash Flow from Financing Activities :		
Cash Inflows :		
Receipt of Cash Loan Proceeds	8,992,063.53	
Total Cash Inflows :		8,992,063.53
Cash OutFlows :		
Payment for Long-Term Liabilities	(15,867,987.06)	
Total Cash Outflows :		(15,867,987.06)
Cash Provided by Financing Activities		(6,875,923.53)
Total Cash provided by Operating, Investing, Financing Activities		3,457,956.87
Add : Cash Balance Beginning Jan 1 2018		893,913,555.48
Cash Balance Ending Mar 31 2018		897,371,512.35

Certified Correct :


SERLINDA C. ATAKE, CPA, MBA
 Provincial Accountant
 Provincial Accountant's Office



Provincial Government of Davao Del Norte

Statement of Cash Flows

Period Ended January 1, 2018 To March 31, 2018

Special Education Fund

Cash Flow from Operating Activities :

Cash Inflows :

Collection of Inter-Agency Receivables	2,797,199.69
Collection of Intra-Agency Receivables	200,000.00
Collection of Other Income such as IRA/Interest Income, etc.	5,733.17
Collection of share from RPT	7,790,690.98
Refund/Cancellation of Cash Advance/stale check/Termination of Time Deposit	1,107.51

Total Cash Inflows :

10,794,731.35

Cash OutFlows :

Grant of Cash Advance	(4,580,940.24)
Grant of Subsidies and Donations	(512,313.27)
Payment for Accounts Payable for (CAPITAL OUTLAYS)	(524,297.36)
Payment for Accounts Payable for MOOE/FE	(1,138,284.77)
Payment for Inter-Agency Payable	(121,200.99)
Payment for Intra-Agency Payable	(172,596.20)
Payment for Other Liabilities	(1,633,214.79)
Payment for Other Maintenance and Other Operating Expenses	(71,045.66)
Payment for Professional Services	(39,600.00)
Payment for Progress/Final Billing of Contractor for Construction of Agency Assets	(482,563.60)
Payment for Progress/Final Billing of Contractors for Public Infrastructures	(274,237.70)
Payment for Purchase of Inventories, Supplies and Materials for Stock	(184,155.12)
Payment for Taxes, Premiums and Other Fees	(64,822.90)
Payment of financial expenses	(130,538.32)

Total Cash Outflows :

(9,929,810.92)

Cash Provided by Operating Activities

864,920.43

Cash Provided by Investing Activities

0.00

Cash Flow from Financing Activities :

Cash OutFlows :

Payment for Long-Term Liabilities	(486,494.52)
-----------------------------------	--------------

Total Cash Outflows :

(486,494.52)

Cash Provided by Financing Activities

(486,494.52)

Total Cash provided by Operating, Investing, Financing Activities

378,425.91


Add : Cash Balance Beginning Jan 1 2018

23,875,803.16

Cash Balance Ending Mar 31 2018

24,254,229.07

Certified Correct :



SERLINDA C. ATAKE, CPA, MBA
Provincial Accountant
Provincial Accountant's Office



Provincial Government of Davao Del Norte

Statement of Cash Flows

Period Ended January 1, 2018 To March 31, 2018

Trust Fund

Cash Flow from Operating Activities :

Cash Inflows :

Collection of Intra-Agency Receivables	103,563,585.40
Collection of Receivables	108,043.22
Receipt of Funds for Implementation of Projects	21,200,825.00

Total Cash Inflows :

124,872,453.62

Cash OutFlows :

Grant of Cash Advance	(68,000.00)
Payment / Reimbursement of Travelling Expenses	(2,480.00)
Payment for Inter-Agency Payable	(2,623,991.68)
Payment for Intra-Agency Payable	(3,339,337.88)
Payment for Other Liabilities	(6,497,871.24)
Payment for Other Maintenance and Other Operating Expenses	(758,691.26)
Payment for Progress/Final Billing of Contractor for Construction of Agency Assets	(491,838.22)
Payment for Progress/Final Billing of Contractors for Public Infrastructures	(25,369,565.20)
Payment for Purchase of Inventories, Supplies and Materials Directly Issued to End-User	(4,582,062.53)
Payment for Purchase of Inventories, Supplies and Materials for Stock	(242,116.64)
Payment for Taxes, Premiums and Other Fees	(7,402.90)
Payment for Training Expenses	(243,131.25)
Payment of Mobilization fee to Contractors	(22,255,658.35)
Refund of Guaranty Deposit/Retention Fee	(238,706.61)

Total Cash Outflows :

(66,720,853.76)

Cash Provided by Operating Activities

58,151,599.86

Cash Flow from Investing Activities :

0.00

Cash OutFlows :

Purchase/Construction/Development/Fabrication of Property, Plant and Equipment

(2,785,047.32)

Total Cash Outflows :

(2,785,047.32)

Cash Provided by Investing Activities

(2,785,047.32)

Cash Provided by Financing Activities

0.00

Total Cash provided by Operating, Investing, Financing Activities

55,366,552.54


Add : Cash Balance Beginning Jan 1 2018

749,985,764.21

Cash Balance Ending Mar 31 2018

805,352,316.75

Certified Correct :



SERLINDA C. ATAKE, CPA, MBA

Provincial Accountant

Provincial Accountant's Office